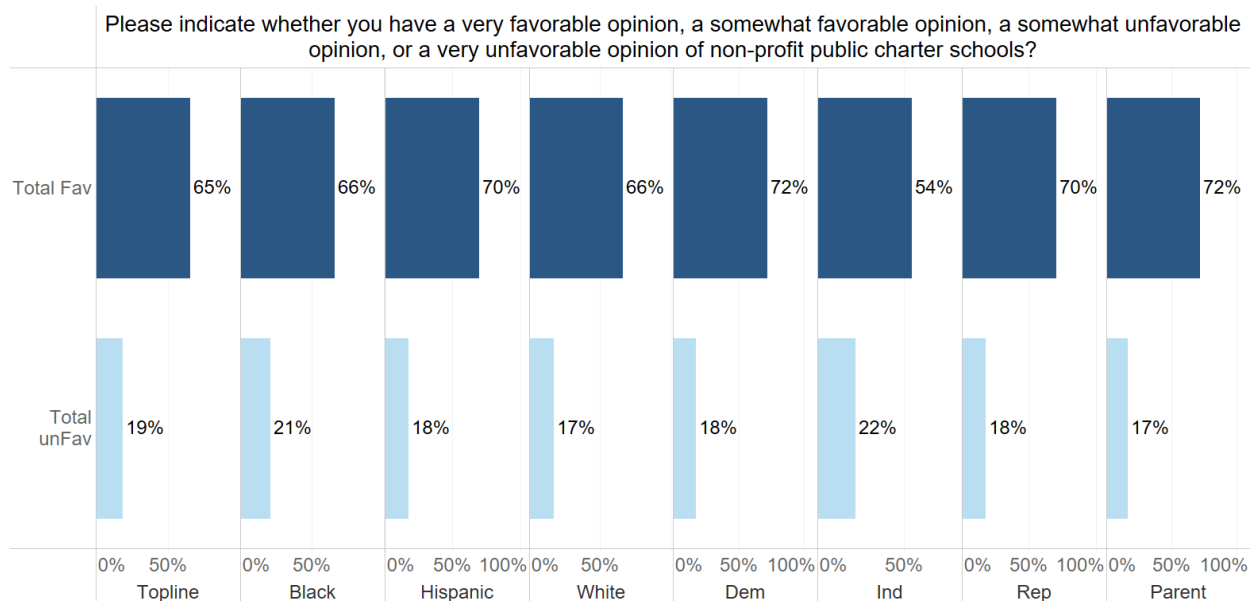




To: Interested Parties
Fr: Democrats for Education Reform
Date: May 8, 2023
Re: National Education Poll Findings, Recommendations

As part of its quarterly polling series, DFER EdTrends, Democrats for Education Reform and Emerson Polling conducted a survey of 1,000 registered voters nationally that shows overwhelming support among voters—particularly Black and Latino voters and parents—for increased options in our public school system. Consistent with prior research, the polling shows that Democrats who do not propose solutions beyond funding alone, risk alienating key elements of their base, and exacerbating a growing issue of trust on education policy.

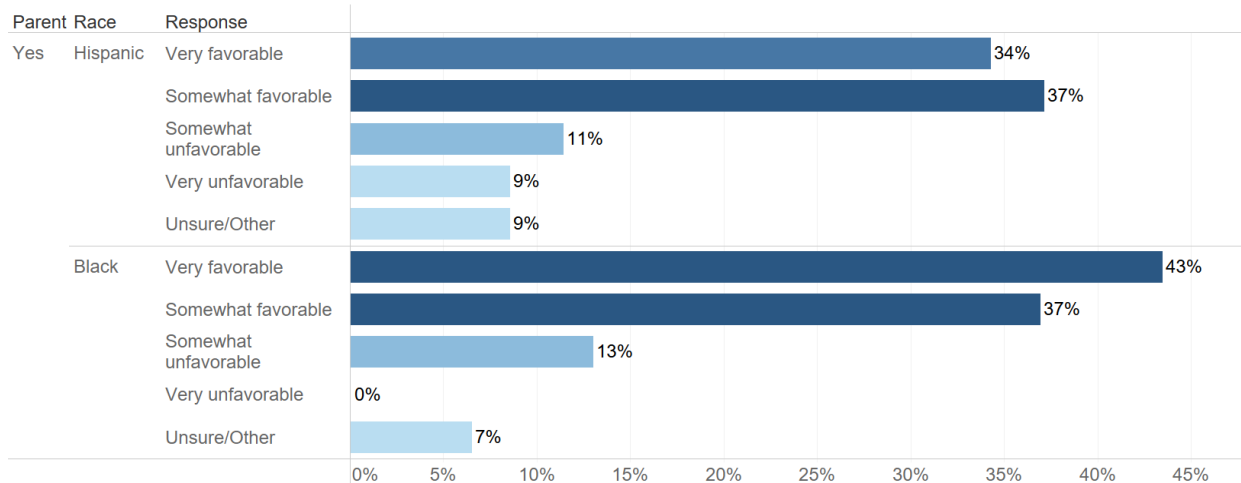
Public Charter School Favorability: When asked- **without providing any information or a description-** public charter schools are overwhelmingly popular across key constituencies. Specifically strong majorities of voters of color view them favorably.



The nationally representative poll was conducted by Emerson College Polling between April 17-19, 2023, and surveyed United States voters. Data was collected by contacting cell phones via SMS-to-web, email via a consumer list of emails, and an online panel. Sample size is n=1,000 with a credibility interval of +/- 3%.

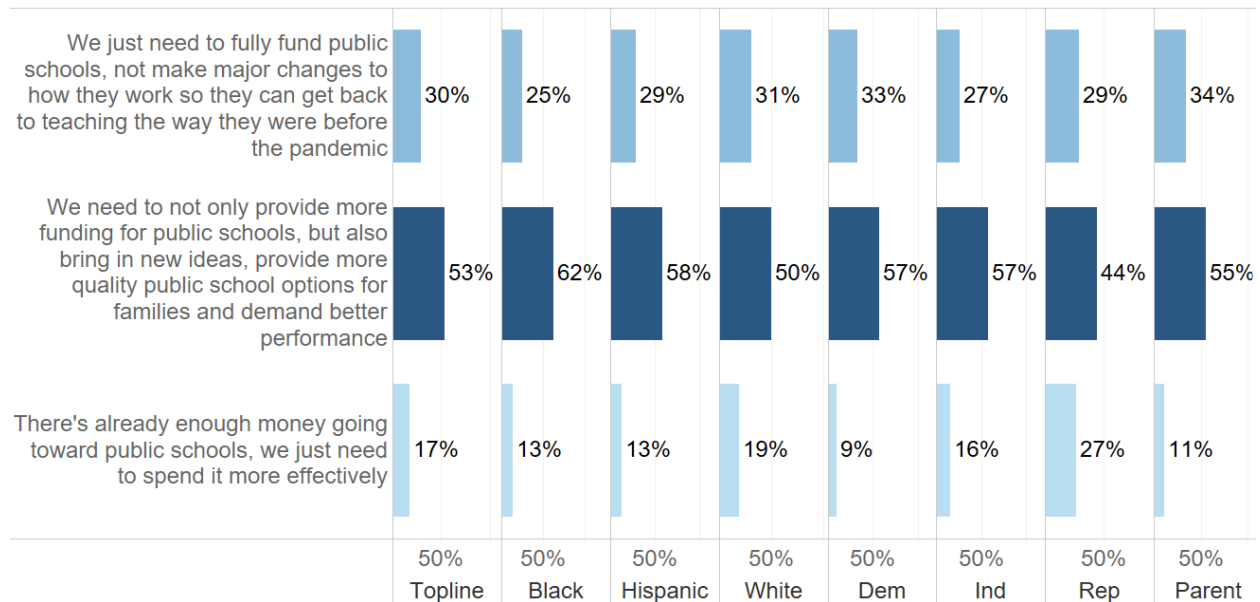
After a brief description, support for public charter schools increases. Of voters who are parents, 77% said they view public charter schools favorably including **80% of Black parents and 71% of Hispanic parents**.

Please keep in mind that when we talk about non-profit public charter schools they are schools that are operated independently from the regular school district system, but they are still public schools that are free for students and must meet state accountability standards. What is your opinion of non-profit public charter schools?



Voters feel strongly that money alone is not enough: Voters overwhelmingly favor more investments and new ideas to create real changes, not just additional resources and a return to the way things used to be. Voters want to see more quality public-school choices and higher standards that will prepare students for success in the future.

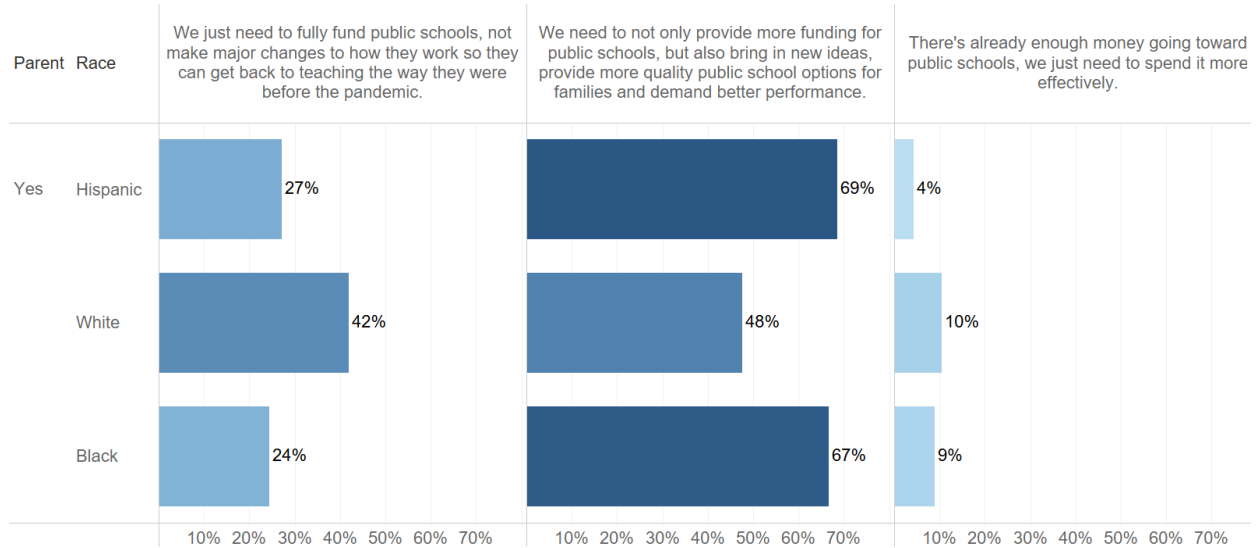
Which of the following comes closest to your view about how to improve America's public schools?



The nationally representative poll was conducted by Emerson College Polling between April 17-19, 2023, and surveyed United States voters. Data was collected by contacting cell phones via SMS-to-web, email via a consumer list of emails, and an online panel. Sample size is n=1,000 with a credibility interval of +/- 3%.

An overwhelming majority of Black (67%) and Hispanic (69%) parents want new ideas and public school choice options, coupled with more funding, as integral components to improving our nation’s education system.

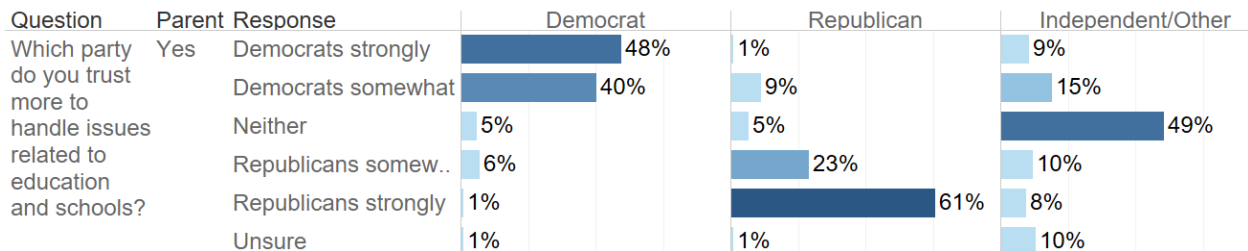
Which of the following comes closest to your view about how to improve America's public schools?



Declining Trust in Dems on Education/Schools: For the past 20 years, the Democratic Party led the GOP in voter confidence on education in national polling. For the whole of that period, the average Democratic lead was 15 points over Republicans.

Our April 2023 national poll showed Democrats are more trusted than Republicans on issues related to education and schools (+9) but still down from where the party was pre pandemic **Only 41% of voters trusted Democrats** on issues related to education and schools when compared to Republicans (32%) and strikingly 26% of voters said they were unsure or trusted neither party on the issue.

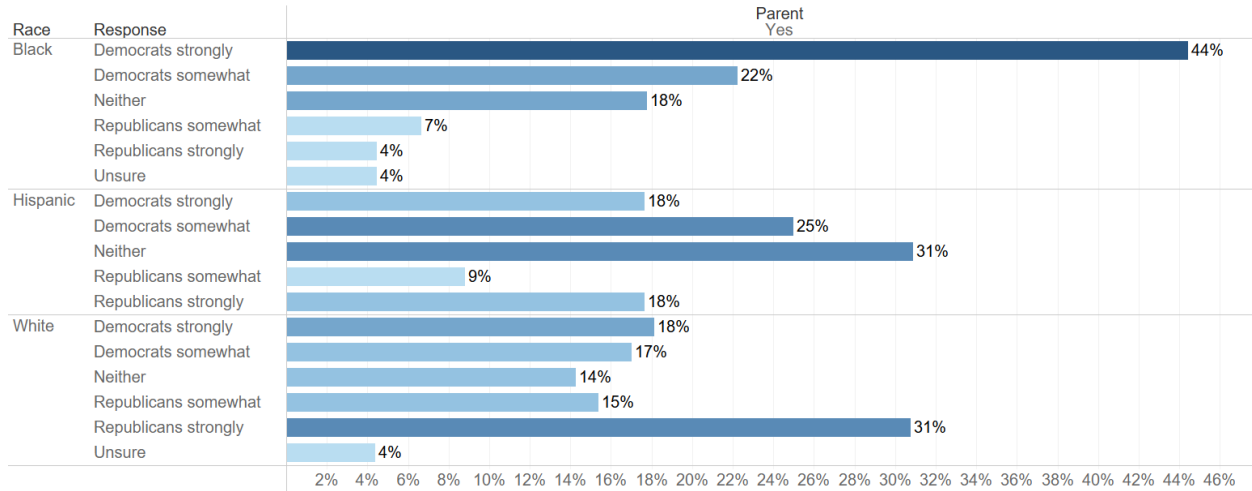
Only 48% of Democrats who are parents strongly trust Democrats on issues related to education and schools.



Democrats lead with Hispanic parents on the issue was only at +6 with 31% reporting they did not trust either party. Black parents trust in Dems was at 66% on education, a constituency Joe Biden won with 87% support.

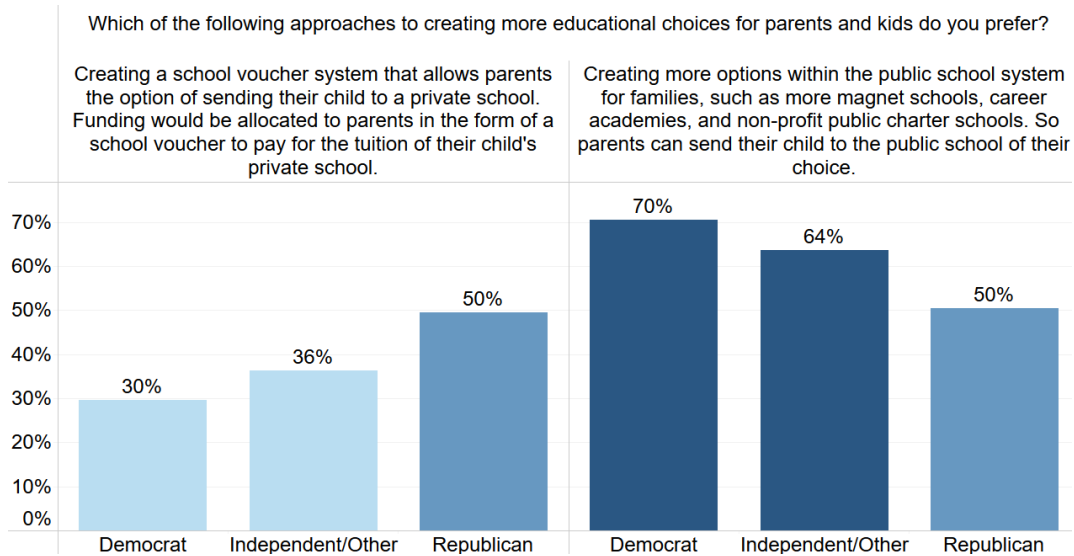
The nationally representative poll was conducted by Emerson College Polling between April 17-19, 2023, and surveyed United States voters. Data was collected by contacting cell phones via SMS-to-web, email via a consumer list of emails, and an online panel. Sample size is n=1,000 with a credibility interval of +/- 3%.

Which party do you trust more to handle issues related to education and schools?



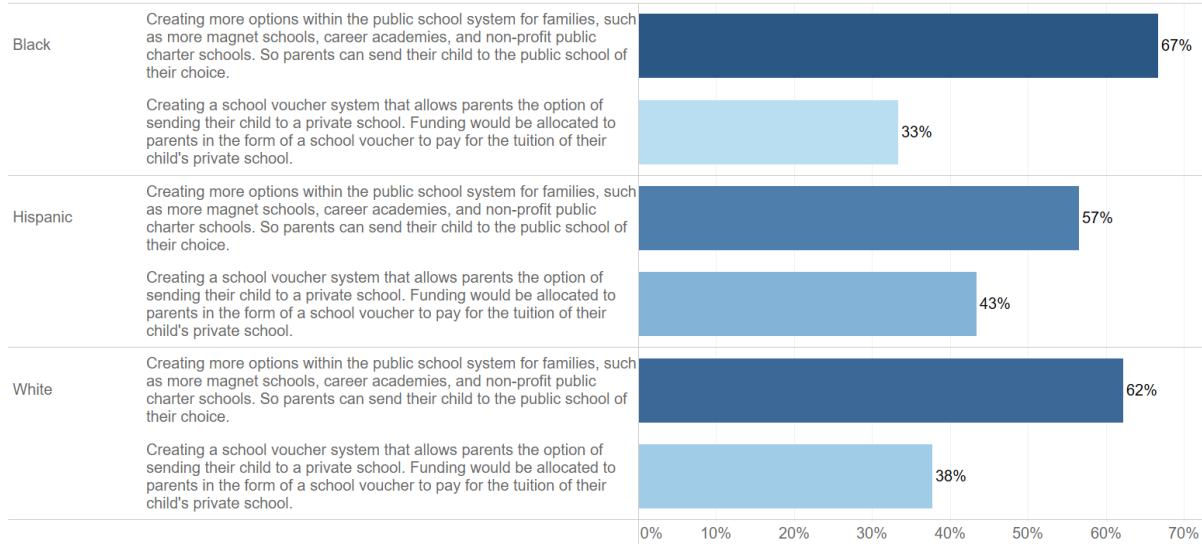
Public school choice is favored: Fortunately for Democrats, our poll showed public school choice options are overwhelmingly favored over private vouchers often promoted by Republicans.

Support for public school choice over private vouchers was strong with voters overall, 62% to 38%. And across race, party, and parental status. When asked to choose, Democrats supported public school choice systems by +40 percentage-points.



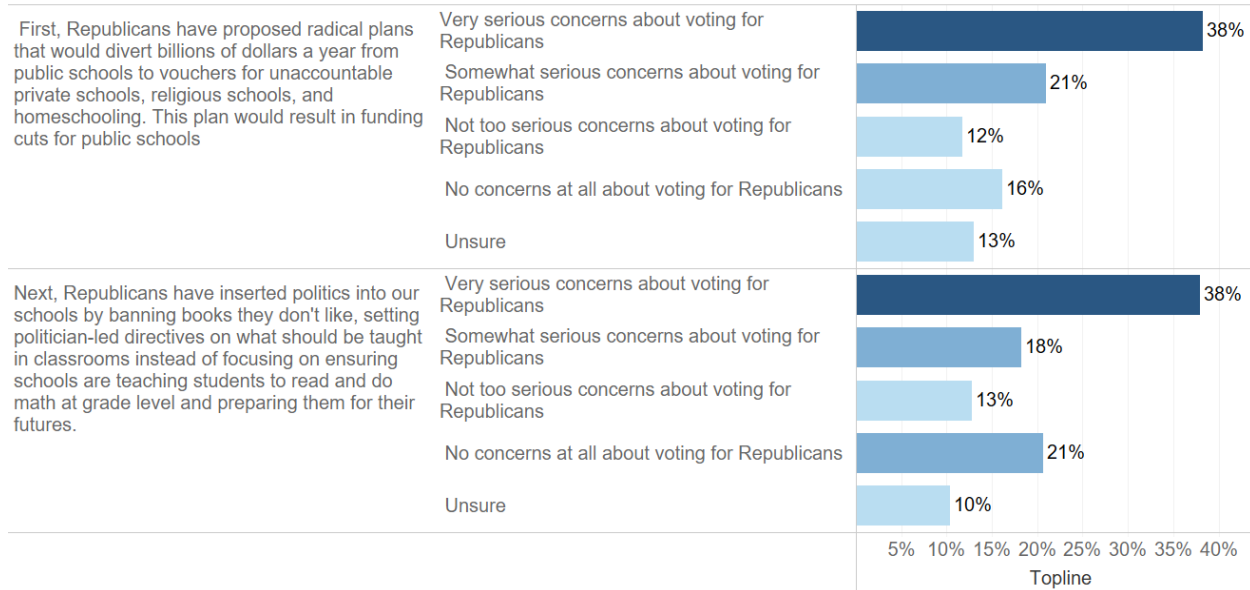
The nationally representative poll was conducted by Emerson College Polling between April 17-19, 2023, and surveyed United States voters. Data was collected by contacting cell phones via SMS-to-web, email via a consumer list of emails, and an online panel. Sample size is n=1,000 with a credibility interval of +/- 3%.

Which of the following approaches to creating more educational choices for parents and kids do you prefer?



Voters are wary of Republican initiatives: More than half of voters are concerned about GOP efforts to divest from public schools and prioritization of censorship.

Next are some statements from critics of Republicans. For each, please indicate if it raises very serious concerns, somewhat serious concerns, not too serious concerns, or no concerns at all for you about voting for Republicans. If you're not sure, just indicate that.



The nationally representative poll was conducted by Emerson College Polling between April 17-19, 2023, and surveyed United States voters. Data was collected by contacting cell phones via SMS-to-web, email via a consumer list of emails, and an online panel. Sample size is n=1,000 with a credibility interval of +/- 3%.